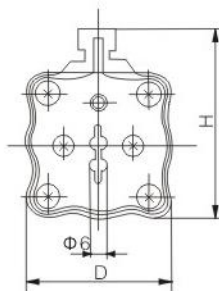
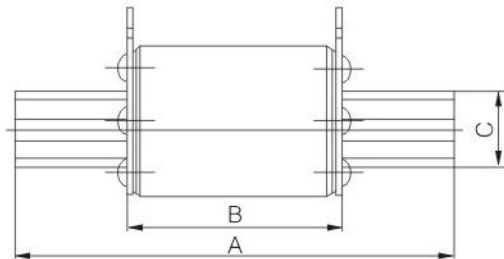


# 熔断体型号 Models

| 序号    | 熔断体型号 Models     |                |                            |                | 额定电压<br>(V)      | 额定电流<br>(A)      | 外形尺寸(mm)Outline dimension(mm) |       |    |      |    |    | 重量<br>(g) |
|-------|------------------|----------------|----------------------------|----------------|------------------|------------------|-------------------------------|-------|----|------|----|----|-----------|
|       | 本公司<br>JINSHAN   |                | 国内外同类产品<br>Cross-reference |                |                  |                  | 图号<br>Fig                     | A     | B  | C    | D  | H  |           |
| No.   | 普通(gG)<br>Normal | 快速(aR)<br>Fast | 普通(gG)<br>Normal           | 快速(aR)<br>Fast | Rated<br>voltage | Rated<br>current |                               |       |    |      |    |    |           |
| D0130 | RT0-50           | -              | -                          | -              | 400              | 10~50            | 9.6                           | 103   | 66 | 10.3 | 25 | 52 | 185       |
| D0131 | RT0-100          | -              | -                          | -              | 400              | 20~100           | 9.6                           | 123   | 67 | 18   | 40 | 52 | 320       |
| D0132 | RT0-200          | -              | -                          | -              | 400              | 50~200           | 9.6                           | 132.5 | 67 | 23   | 46 | 58 | 400       |
| D0133 | RT0-400          | -              | -                          | -              | 400              | 160~400          | 9.6                           | 145   | 67 | 30   | 55 | 66 | 585       |
| D0134 | RT0-600          | -              | -                          | -              | 400              | 250~600          | 9.6                           | 165   | 67 | 36   | 66 | 77 | 845       |



## ■ 用途 Applications

本系列熔断体适用于交流50Hz, 额定电压至1140V, 额定电流至1250A, 主要用于电气装置中作线路过载和短路保护 ( gG/gL ), 能可靠地分断最小熔化电流至120KA之间的任何电流。

亦可派生为半导体器件及其成套装置的短路保护 ( aR ) 以及电动机短路保护 ( aM ) 。

The series of fuse links are mainly used in AC 50Hz, rated voltage up to 1140V, rated current up to 1250A and for protecting electric equipment from overload short-circuit. It can reliably break the min. Fusion current to any current within 120 KA.

It is also available for the protection of semiconductor parts and equipments against short-circuit (type aR) and protection of motors (type aM).

## ■ 结构特点 Design Features

熔体采用高纯度优质纯铜/银材料, 灭弧介质是优异的高纯度石英砂, 熔管为高强度陶瓷。先进的制造工艺保证了本产品具有功耗小、特性稳定的特点, 其外形结构及安装尺寸同国内外同类先进产品一致, 符合IEC60269、VDE0636、GB13539标准要求。

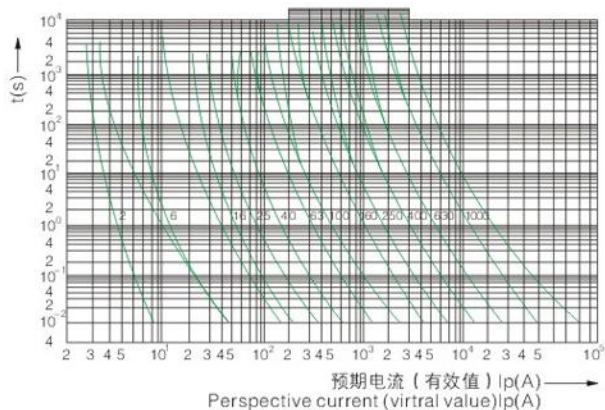
It adopts pure copper/silver material of high purity and high quality. The arc-extinguishing medium is high purity quartz sand and fuse tube is high strength ceramic. The advanced manufacturing craftwork ensures the performance of small power waste, stable characteristic for the product. The outline structure and installation dimension accords the advanced similar products from domestic and abroad. It conforms to IEC60269, VDE0636 and GB13539.

## ■ 基本数据 Basic Data

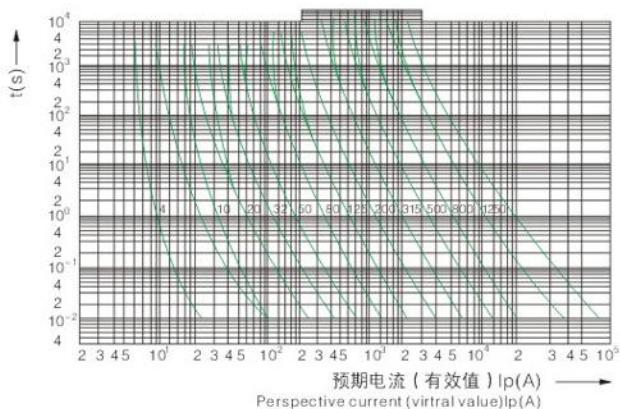
熔体型号、外形尺寸、额定电压、额定电流见图9.1~图9.10及表9。

Then model, outline dimension, rated voltage and rated current are shown in Figures 9.1~9.10 and Table 9.

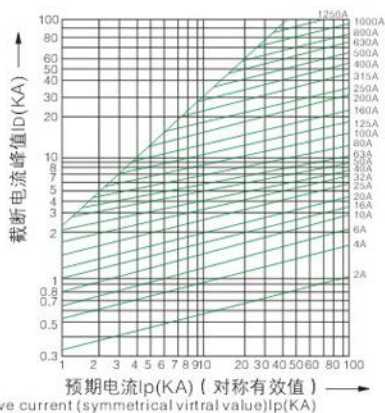
## 特性曲线 Characteristics Curve



"gG"熔断体的时间——电流带 Time - current range of "gG" fuse links



"gG"熔断体的时间——电流带 Time - current range of "gG" fuse links



"gG"熔断体的截断电流特性曲线 Breaking current characteristics curve of "gG" fuse links

熔断体设置在电路中主要功能是在电路发生故障时能安全可靠地切断，从而为各分立元器件或整个电路提供保护。以下为用户提供选择熔断体时需要考虑的有关条件。

The purpose of using fuses is to cut off the line safely and correctly to protect discrete components or the whole line in case of circuit errors. The following is to show the necessary conditions to be considered when selecting fuses.

**正常工作条件和安装条件 Usual Service Conditions And Installation Conditions**

- 周围空气温度：-5℃~+40℃
- 海拔高度：不超过2000m
- 大气条件：湿度：安装地点的空气相对湿度在最高温度+40℃的不超过50%；在较低的温度下可允许有较高相对湿度，最湿月的月平均最低温度不超过+25℃，该月的月平均最大相对湿度不超过90%。由于湿度变化发生在产品上的凝露情况必须采取措施。
- 污染等级：三级
- 安装类别：Ⅱ类

Ambient temperature:-5℃~+40℃  
Height above sea level: not more than 2000m

Atmospheric condition: humidity: the installation site's relative air humidity does not exceed 50% while the maximum temperature is +40℃, and it can allow to have higher relative humidity under lower temperature. The average temperature does not exceed +25℃ while in the wettest month, and the maximum relative humidity does not exceed 90% in this month. We must take measures when there is condensation on the products which due to the changed temperature.

Class of pollution: third class  
Sort of installation: Ⅱ

**环境温度 Ambient Temperature**

指直接环绕熔断体周围的空气温度，不应与室温相混淆。在许多实用场合，熔断体的温度相当高，这是因为它为熔断体是配置在不同结构的支持件/底座中以及整个熔断器又是封闭在配电/控制柜中。

Ambient temperature means the air temperature directly around the fuse, and should not be understood as the room temperature. In many application cases, the fuses are at rather high temperature as they are installed with supporting devices or bases in different structures and they are closed in the distributing or controlling boxes.

**降容使用 Derating**

在20℃环境温度下，我们推荐熔断体的实际工作电流不应超过额定电流值。选用熔断体时应考虑到环境及工作条件，如封闭程度、空气流动、连接电缆尺寸（长度、截面）、瞬时峰值电流等方面的变化；熔断体的电流承载能力实验是在20℃环境温度下进行，实际使用时受环境温度变化的影响。环境温度越高，熔断体的工作温度就越高，其寿命就越短，相反，在较低的温度下运行将延长熔断体的寿命。

下图表示环境温度对电流承载能力影响的典型曲线。

We recommend that the actual working current of a fuse should not exceed its rated current under the ambient temperature of 20℃. While selecting the fuses, environment and working conditions should be considered. Such as the variation of situation of closing, air flow, wire sizes (length and section) and instantaneous peak value current etc. The current load capability of fuse links are tested under the ambient temperature of 20℃. However the actual load capability is affected by the ambient temperature. The higher the ambient temperature, the higher the working temperature and the shorter the service life of a fuse will be. On the other hand, the service life of a fuse can be longer when working under a lower ambient temperature.

The following is the typical curve showing the affection to the current load capability by the ambient temperature.

### 熔断体支持件（熔断器座） Fuse Supporter(Fuse Base)

在许多实用场合，熔断体安装在熔断体支持件/底座上，它们不能当作开关使用，不是用来接通或切断负荷的。  
In many application cases,fuse links are installed on fuse supporters/fuse bases. They are not to be used as switches for connection and disconnection of the load.

### 选择熔断体应考虑的因素 Factors To Be Considered For Selection Of Fuse Links

- 1.正常工作电流;

2.工作电压;

3.环境温度;

4.过载电流与熔断体必须熔断的时间

5.可能出现的故障电流;

6.脉冲、冲击电流、浪涌电流、起动电流和电路过程瞬变值;

7.结构尺寸、接线方式、目测指示（熔断与否）等。
- 1.Normal working current

2.Working voltage

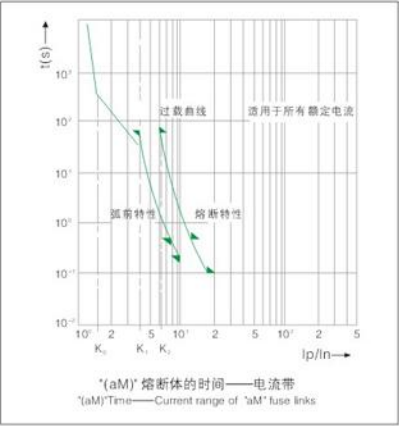
3.Ambient temperature

4.Overload current and cutout time

5.Possible malfunction current

6.Impulse current,surge current,starting current and transient value of the line

7.Size and dimensions,connection methods,indicators,etc.



### 电动机短路保护（aM）用熔断体

“aM”熔断体的门限 Gate limit of “aM”type fuse links:

| $I_p(I_n)$               | 4  | 6.3 | 8   | 10  | 12.5 | 19   |
|--------------------------|----|-----|-----|-----|------|------|
| $t_{\text{熔断}} \leq$ (s) | —  | 60  | —   | —   | 0.5  | 0.10 |
| $t_{\text{弧前}} \geq$ (s) | 60 | —   | 0.5 | 0.2 | —    | —    |

注： $I_p$ --预期电流  $I_n$ --熔断体额定电流  
Note: $I_p$ --Perspective current  $I_n$ --Rate current of fuse link

### 熔断体支持件（熔断器座） Fuse Supporter(Fuse Base)

在许多实用场合，熔断体安装在熔断体支持件/底座上，它们不能当作开关使用，不是用来接通或切断负荷的。  
In many application cases,fuse links are installed on fuse supporters/fuse bases. They are not to be used as switches for connection and disconnection of the load.

### 选择熔断体应考虑的因素 Factors To Be Considered For Selection Of Fuse Links

- 1.正常工作电流;

2.工作电压;

3.环境温度;

4.过载电流与熔断体必须熔断的时间

5.可能出现的故障电流;

6.脉冲、冲击电流、浪涌电流、起动电流和电路过程瞬变值;

7.结构尺寸、接线方式、目测指示（熔断与否）等。
- 1.Normal working current

2.Working voltage

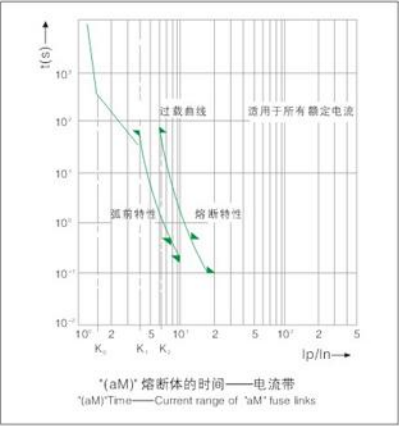
3.Ambient temperature

4.Overload current and cutout time

5.Possible malfunction current

6.Impulse current,surge current,starting current and transient value of the line

7.Size and dimensions,connection methods,indicators,etc.



### 电动机短路保护（aM）用熔断体

“aM”熔断体的门限 Gate limit of “aM”type fuse links:

| $I_p(I_n)$               | 4  | 6.3 | 8   | 10  | 12.5 | 19   |
|--------------------------|----|-----|-----|-----|------|------|
| $t_{\text{熔断}} \leq$ (s) | —  | 60  | —   | —   | 0.5  | 0.10 |
| $t_{\text{弧前}} \geq$ (s) | 60 | —   | 0.5 | 0.2 | —    | —    |

注： $I_p$ --预期电流  $I_n$ --熔断体额定电流  
Note: $I_p$ --Perspective current  $I_n$ --Rate current of fuse link